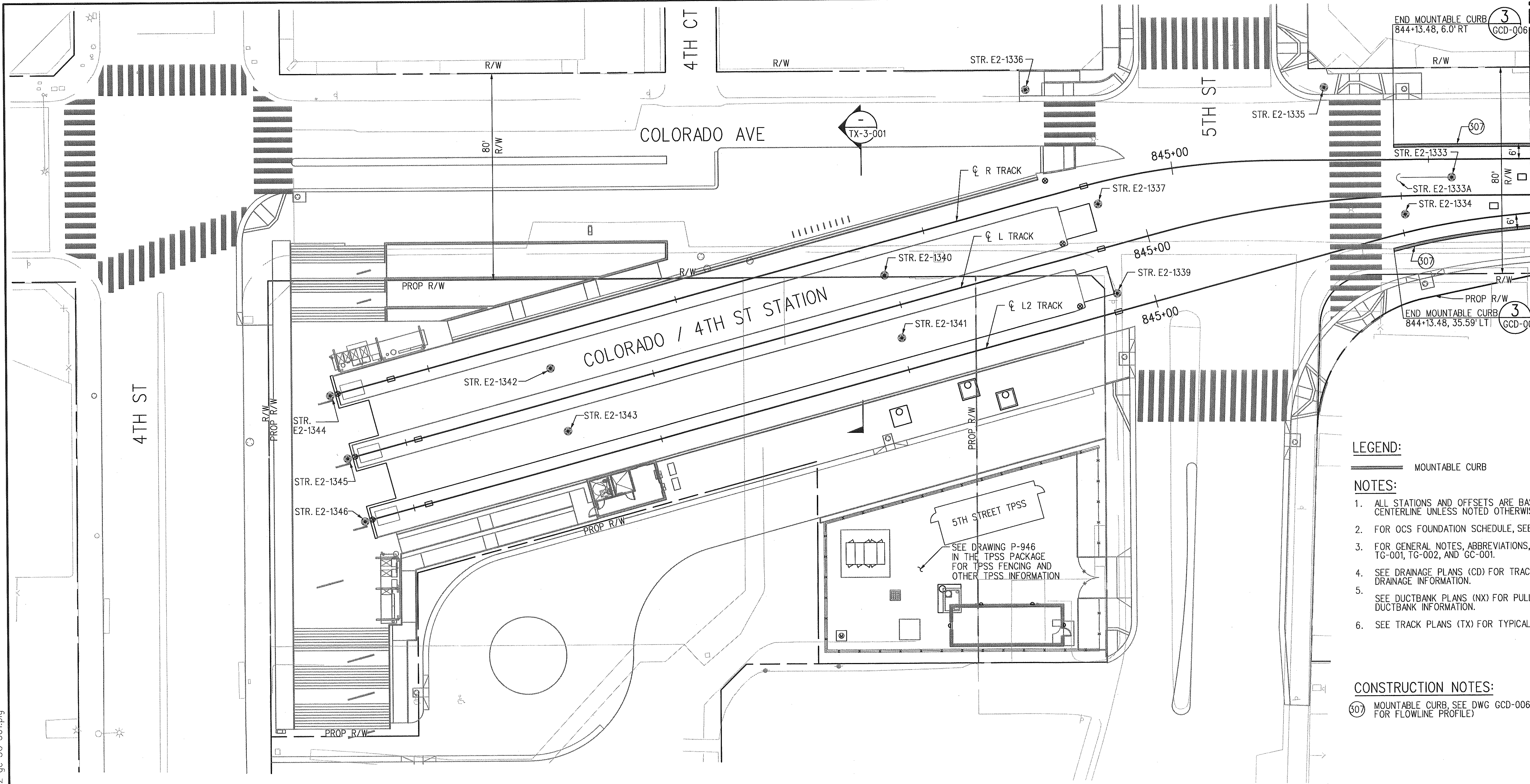


C:\Expo2\expo2-gc-3c-301.plg 2:51:55 PM 12/14/2012 choww



MATCH LINE STA 843+60
SEE DWG GC-3C-302

LEGEND:

— MOUNTABLE CURB

NOTES:

1. ALL STATIONS AND OFFSETS ARE BASED ON THE RIGHT TRACK CENTERLINE UNLESS NOTED OTHERWISE.
2. FOR OCS FOUNDATION SCHEDULE, SEE DWGS OC-201 TO OC-204.
3. FOR GENERAL NOTES, ABBREVIATIONS, AND SYMBOLS, SEE DWGS TG-001, TG-002, AND GC-001.
4. SEE DRAINAGE PLANS (CD) FOR TRACK DRAINAGE DETAILS AND OTHER DRAINAGE INFORMATION.
5. SEE DUCTBANK PLANS (NX) FOR PULLBOX DETAILS AND OTHER DUCTBANK INFORMATION.
6. SEE TRACK PLANS (TX) FOR TYPICAL SECTIONS.

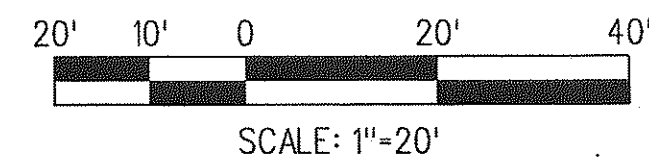
CONSTRUCTION NOTES:

- (307) MOUNTABLE CURB, SEE DWG GCD-006 (SEE ROADWAY PLANS FOR FLOWLINE PROFILE)

SRJV


JAN 10 2013
ISSUED FOR
CONSTRUCTION

Exposition Construction Authority
Approved for Construction
Drawings - AFC
JAN 8 2013



REV	DATE	BY	APP	REG NO	EXPIRES	SEAL HOLDER	DESCRIPTION
0	12/14/12	WWC	BEJ	C59517	12/31/13	BRETT E. JONES	APPROVED FOR CONSTRUCTION

DESIGNED BY
W. CHOW
DRAWN BY
T. CROOM
CHECKED BY
K. YAMAKAWA
IN CHARGE
B. JONES
DATE
12/14/12



Exposition Metro Line Construction Authority
444 South Flower Street
Suite 2200
Los Angeles, CA 90071
TEL (213) 443-7463
FAX (213) 362-9481
**PARSONS
BRINCKERHOFF**

EXPOSITION LRT PROJECT- PHASE 2
GUIDEWAY CIVIL
COLORADO AVE / 4TH ST
PLAN
STA 848+36.61 TO STA 843+60

CONTRACT NO	XP8902-002
DRAWING NO	GC-3C-301
REV	0
SCALE	1" = 20'
SHEET NO	